

Grading Discussion Board Participation



Overview

In a classroom setting, students are often expected to participate in class discussions and that participation is part of the equation when assessing performance. Within a classroom, participation performance can be ambiguous. It is sometimes difficult to differentiate the student who is active but does not advance the discussion, from the student that speaks less frequently but with greater impact.

Student interactions with the Discussion Board are a permanent record of participation. The Instructor has the option to grade Students at the forum level or at the thread level. In this way the Instructor can accurately compare Student participation to the expectations set forth.

Enable Grading

Grading options are enabled when the forum is created or by modifying the forum. Click **Modify** on the Discussion Board for a forum to change its settings.


Once Grading has been enabled, a Gradebook Item is created and all the advanced management features that can be applied to the item should be managed from the gradebook.

The **Grade** settings appear at the bottom of the Add Forum Page and the Modify Forum page. Select **Grade Forum** and enter a point value to evaluate participants

Grade No grading in forum
 Grade Forum: Points possible:
 Grade threads

on performance throughout the forum. Select **Grade Threads** to evaluate participants on performance in each thread. When the **Grade Threads** option is used, a **Points Possible** option appears each time a thread is started.



NOTE: Users cannot create new threads if **Grade Threads** is selected for the forum. The instructor must submit **ALL** Threads!

Add a Thread to the forum for the users to reply to. Make sure to scroll down and give a point value when making the thread or after you add the Thread, click on the Enable  button and enter the Points possible.

Grade User Participation in a Forum

Follow these steps to evaluate performance in a forum.

Grade No grading in forum
 Grade Forum: Points possible:
 Grade threads

1. Open the Discussion Board. A list of forums appears. For each forum that may be graded, an icon  appears in the Grade column.
2. Click the icon  in the Grade column, or click Grade Forum in the action bar.
3. A list of users appears. Click Grade for a user.

4. A collection of the user's posts in the forum will appear. Evaluate the posts and enter a Grade in the Grade field at the top of the page.
5. Click Submit to add the grade to the Gradebook.

Note: Only users with a forum role of Grader or Manager may enter a grade for a forum. A Grader may not view his or her own work.

Grade User Participation in a Thread

Follow these steps to evaluate performance within a thread.



A screenshot of a 'Grade' dropdown menu. The menu is open, showing three options: 'No grading in forum', 'Grade Forum: Points possible: [input field]', and 'Grade threads'. A red arrow points to the 'Grade threads' option, which is selected with a radio button.

1. Open the Discussion Board. A list of forums will appear.
2. Open a forum and select a thread.
3. Click Grade Thread. This button will only appear to users with a forum role of Grader or Manager.
4. A list of users will appear. Click Grade for a user.
5. A collection of the user's posts in the Thread will appear. Evaluate the posts and enter a Grade in the Grade field at the top of the page.
6. Click Submit to add the grade to the Gradebook.

Note: The Grader is alerted to possible loss of grade data if they click any button on the page that does not submit the grade. Click Submit to save the grade before you leave the page.

Changing Discussion Board Grades

Follow these steps to change Discussion Board grades:

1. Navigate to the **Grade:** page.
2. Click the number in the **Grade** field or click **Clear Grade** to delete the existing grade.
3. Enter a new grade and click Submit.

Disable Grading for a Forum or Thread

Use the Modify Forum feature to change the grading option to select No Grading. If Grades have already been entered for the forum or its threads, a warning message will appear that changing the setting will remove the associated Gradebook Items. Click OK to continue or click Cancel to preserve the Gradebook Items.



A screenshot of a 'Grade' dropdown menu. The menu is open, showing three options: 'No grading in forum', 'Grade Forum: Points possible: [input field]', and 'Grade threads'. A red arrow points to the 'No grading in forum' option, which is selected with a radio button.