

**SELECTED DATA ON  
ADULT LEARNERS  
IN LOUISIANA  
AND THE  
22 PARISH CERT REGION**

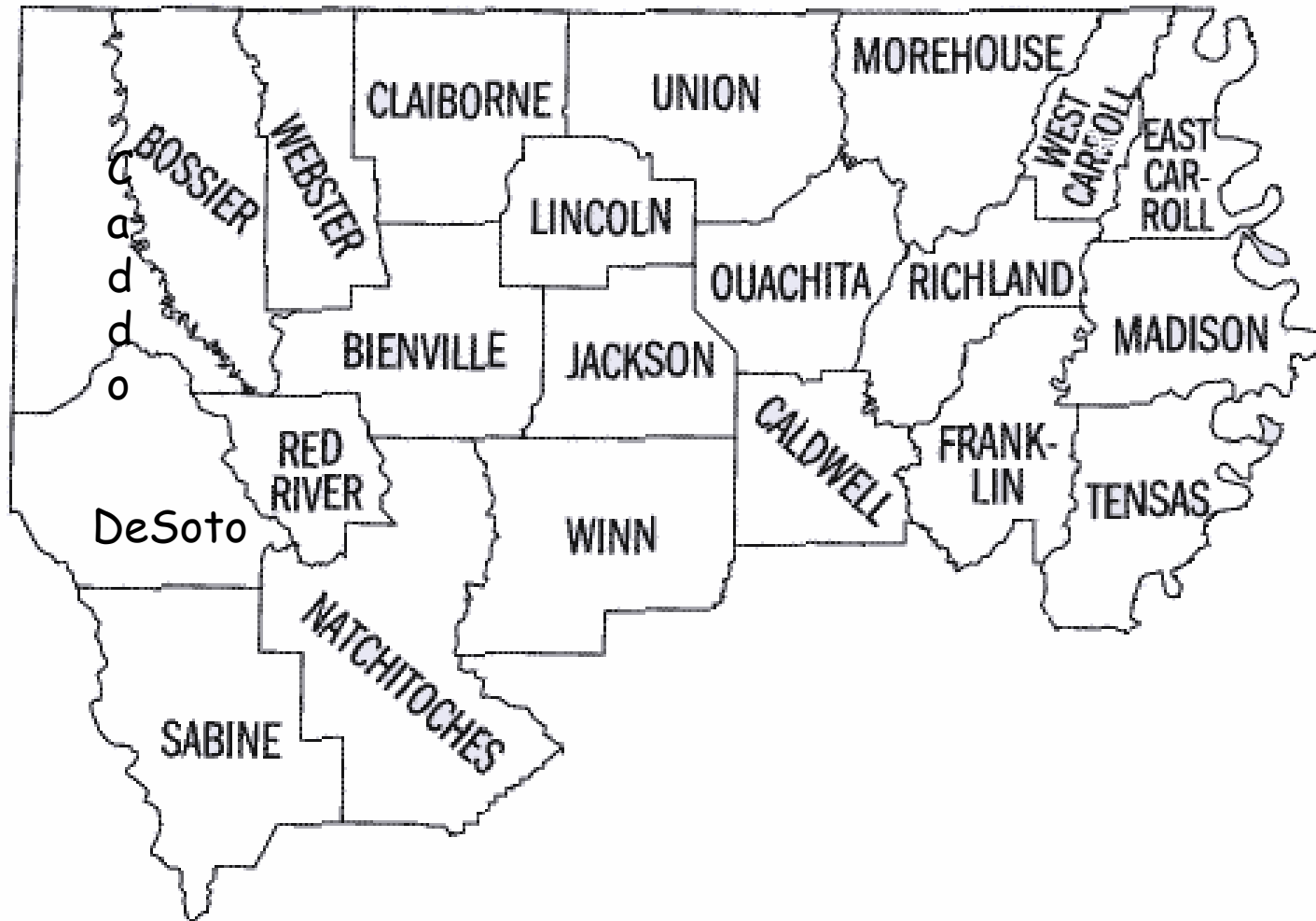
**Southern Regional Education Board  
Adult Learning Campaign**

**January 31, 2007**



# LOUISIANA PARISH MAP

# North Louisiana - 22 Parishes

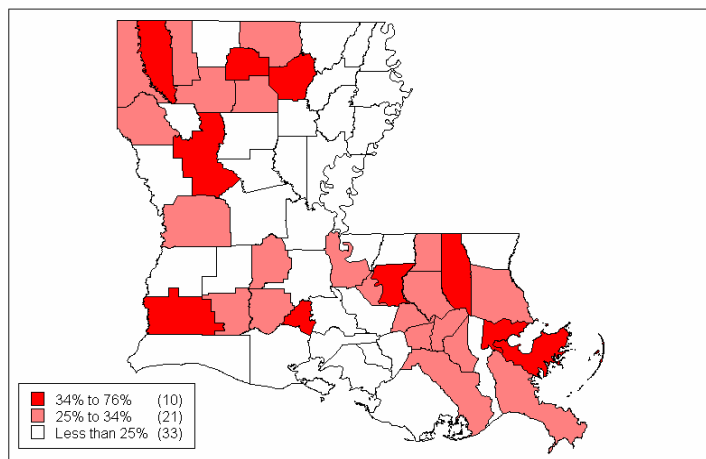


### CERT Region Education Attainment 2000

Parish	Population	Percent 18-44, Some					Percent 18-44,			Percent 18-44,			Percent 18-44, Graduate or professional degree	25-44, Graduate or professional degree	Percent 18-44, Grad or Prof degree
		18-24 Population	25-44 Population	18-24, college, no degree	25-44, college, no degree	Percent 18-24, college, no degree	18-24, Associate's degree	25-44, Associate's degree	Percent 18-44, Associate's degree	18-24, Bachelor's degree	25-44, Bachelor's degree	Percent 18-44, Bachelor's degree			
Bienville	15,752	1,263	3,882	344	758	21.4%	22	112	2.6%	28	329	6.9%	7	123	2.5%
Bossier	98,310	9,572	30,028	3,427	8,504	30.1%	182	2,504	6.8%	335	4327	11.8%	23	1,676	4.3%
Caddo	252,161	25,630	69,156	8,150	17,233	26.8%	510	3,086	3.8%	1,440	10392	12.5%	72	4,120	4.4%
Caldwell	10,560	1,013	3,013	140	557	17.3%	6	59	1.6%	26	196	5.5%	0	62	1.5%
Claiborne	16,851	1,342	4,527	273	680	16.2%	31	209	4.1%	40	421	7.9%	8	92	1.7%
De Soto	25,494	2,124	6,697	554	1,295	21.0%	46	252	3.4%	71	487	6.3%	0	115	1.3%
East Carroll	9,421	1,087	2,563	82	332	11.3%	0	42	1.2%	0	260	7.1%	0	133	3.6%
Franklin	21,263	1,926	5,494	291	985	17.2%	29	105	1.8%	44	381	5.7%	0	99	1.3%
Jackson	15,397	1,428	3,953	363	804	21.7%	40	153	3.6%	45	402	8.3%	0	163	3.0%
Lincoln	42,509	10,926	9,867	7,255	2,221	45.6%	153	527	3.3%	766	1861	12.6%	52	1,144	5.8%
Madison	13,728	1,535	3,498	242	685	18.4%	14	134	2.9%	20	248	5.3%	0	89	1.8%
Morehouse	31,021	2,961	8,199	525	1,467	17.8%	38	252	2.6%	61	646	6.3%	9	180	1.7%
Natchitoches	39,080	6,988	9,497	3,939	2,360	38.2%	96	318	2.5%	200	1392	9.7%	36	452	3.0%
Ouachita	147,250	17,663	41,063	7,339	10,747	30.8%	251	1,565	3.1%	970	7262	14.0%	91	2,455	4.3%
Red River	9,622	892	2,387	205	381	17.9%	20	116	4.1%	18	191	6.4%	0	38	1.2%
Richland	20,981	2,087	5,613	393	1,055	18.8%	18	161	2.3%	47	561	7.9%	5	183	2.4%
Sabine	23,459	1,945	5,758	409	1,053	19.0%	12	215	2.9%	75	385	6.0%	0	163	2.1%
Tensas	6,618	662	1,658	124	313	18.8%	3	35	1.6%	0	177	7.6%	0	51	2.2%
Union	22,803	2,075	6,048	560	1,224	22.0%	58	205	3.2%	44	648	8.5%	6	176	2.2%
Webster	41,831	3,577	10,871	912	2,458	23.3%	62	721	5.4%	68	1052	7.8%	11	227	1.6%
West Carroll	12,314	1,196	3,267	297	507	18.0%	7	61	1.5%	0	239	5.4%	2	84	1.9%
Winn	16,894	1,617	4,885	293	782	16.5%	11	188	3.1%	46	319	5.6%	4	122	1.9%
<b>Totals</b>	<b>893,319</b>	<b>99,509</b>	<b>241,924</b>	<b>36,117</b>	<b>56,401</b>	<b>27.1%</b>	<b>1,609</b>	<b>11,020</b>	<b>3.7%</b>	<b>4,344</b>	<b>32,176</b>	<b>10.7%</b>	<b>326</b>	<b>11,947</b>	<b>3.6%</b>

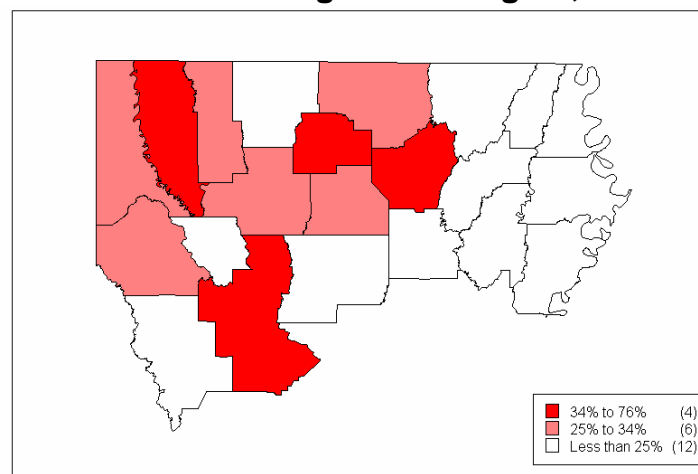
SREB Adult Learning Campaign  
 Source: U.S. Census Bureau as reported on [www.higheredinfo.org](http://www.higheredinfo.org)

### Louisiana Adults (18 to 24 Years Old) with Some College — no Degree, 2000



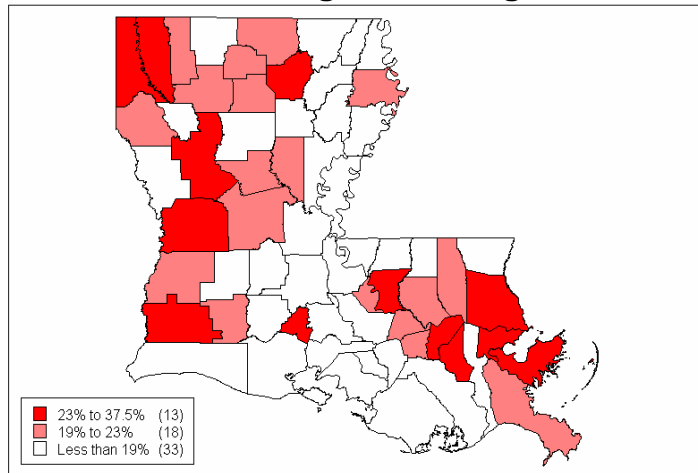
SREB Adult Learning Campaign Source: U.S. Census Bureau as reported on [www.higheredinfo.org](http://www.higheredinfo.org)

### CERT Region Adults (18 to 24 Years Old) with Some College — no Degree, 2000



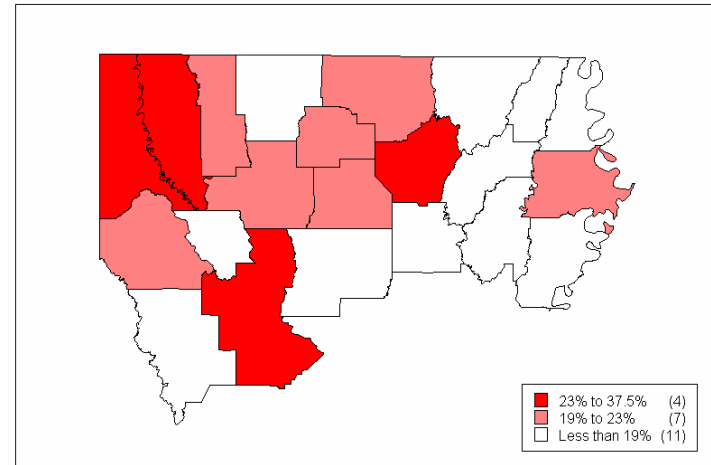
SREB Adult Learning Campaign Source: U.S. Census Bureau as reported on [www.higheredinfo.org](http://www.higheredinfo.org)

**Louisiana Adults (25 to 44 Years Old)  
with Some College — no Degree, 2000**



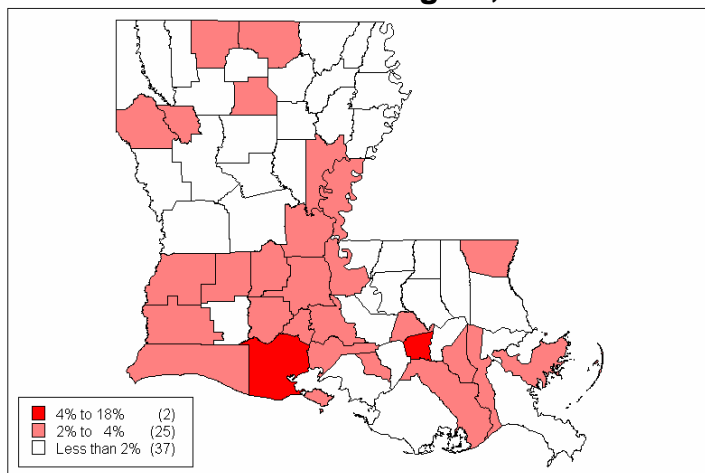
SREB Adult Learning Campaign Source: U.S. Census Bureau as reported on [www.higheredinfo.org](http://www.higheredinfo.org)

**CERT Region Adults (25 to 44 Years Old)  
with Some College — no Degree, 2000**



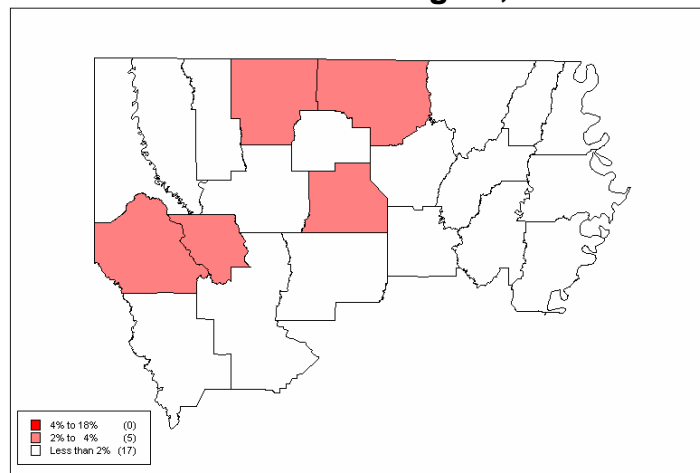
SREB Adult Learning Campaign Source: U.S. Census Bureau as reported on [www.higheredinfo.org](http://www.higheredinfo.org)

### Louisiana Adults (18 to 24 Years Old) with Associate Degree, 2000



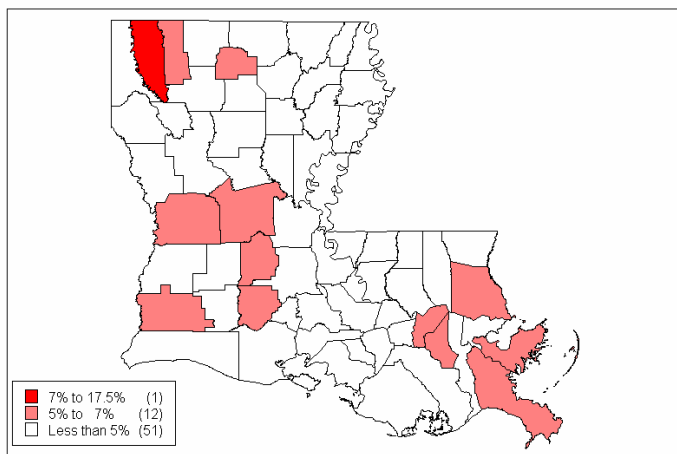
SREB Adult Learning Campaign Source: U.S. Census Bureau as reported on [www.higheredinfo.org](http://www.higheredinfo.org)

### CERT Region Adults (18 to 24 Years Old) with Associate's Degree, 2000



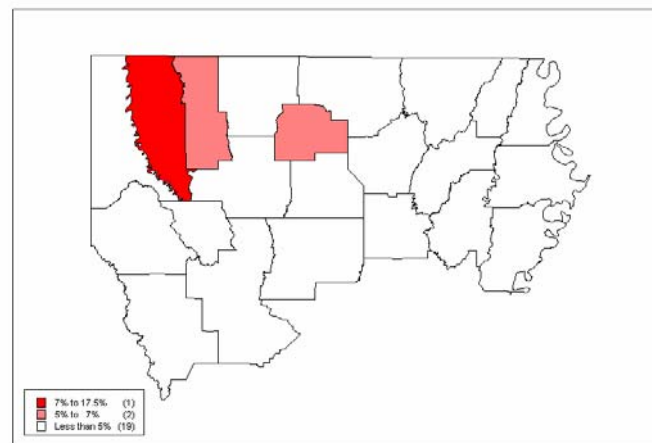
SREB Adult Learning Campaign Source: U.S. Census Bureau as reported on [www.higheredinfo.org](http://www.higheredinfo.org)

### Louisiana Adults (25 to 44 Years Old) with Associate's Degree, 2000



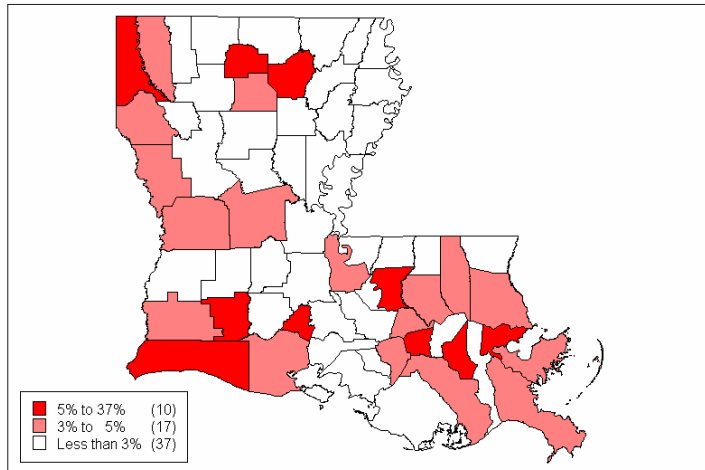
SREB Adult Learning Campaign Source: U.S. Census Bureau as reported on [www.higheredinfo.org](http://www.higheredinfo.org)

### CERT Region Adults (25 to 44 Years Old) with Associate's Degree, 2000



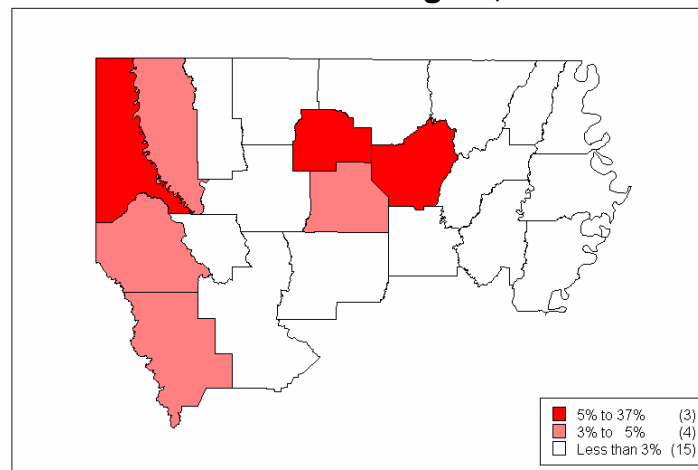
SREB Adult Learning Campaign Source: U.S. Census Bureau as reported on [www.higheredinfo.org](http://www.higheredinfo.org)

### Louisiana Adults (18 to 24 Years Old) with Bachelor's Degree, 2000



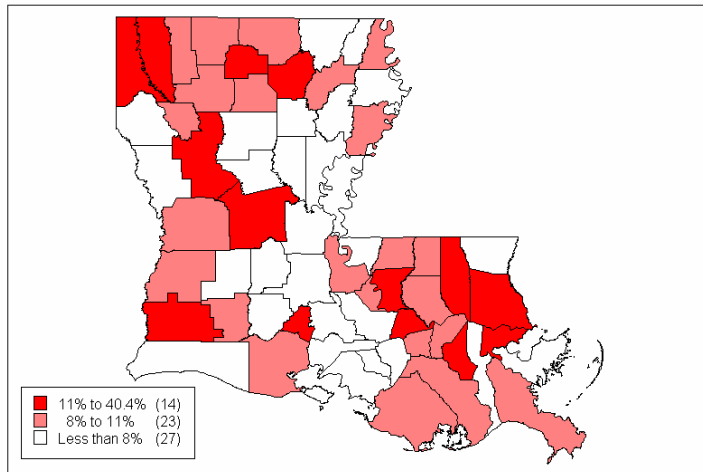
SREB Adult Learning Campaign Source: U.S. Census Bureau as reported on [www.higheredinfo.org](http://www.higheredinfo.org)

### CERT Region Adults (18 to 24 Years Old) with Bachelor's Degree, 2000



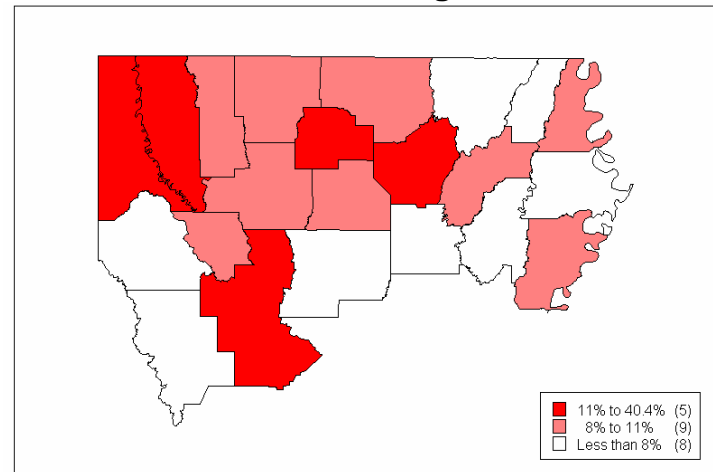
SREB Adult Learning Campaign Source: U.S. Census Bureau as reported on [www.higheredinfo.org](http://www.higheredinfo.org)

### Louisiana Adults (25 to 44 Years Old) with Bachelor's Degree, 2000



SREB Adult Learning Campaign Source: U.S. Census Bureau as reported on [www.higheredinfo.org](http://www.higheredinfo.org)

### CERT Region Adults (25 to 44 Years Old) with Bachelor's Degree, 2000



SREB Adult Learning Campaign Source: U.S. Census Bureau as reported on [www.higheredinfo.org](http://www.higheredinfo.org)